



District Report Card: 2017


State: Delhi	District: South Delhi
Class: 3	Subject: Mathematics
Schools: 59	Students: 1035


Participation/Coverage


Students

<div>GENDER</div> <div></div>	Boys				Girls			
	Number		%		Number		%	
	443		42.80		592		57.20	

<div>AREA</div> <div></div>	Rural				Urban			
	Number		%		Number		%	
	105		10.14		930		89.86	

<div>CATEGORY</div> <div></div>	SC		ST		OBC		GEN	
	Number	%	Number	%	Number	%	Number	%
	138	13.33	1	0.10	44	4.25	852	82.32

<div>CWSN</div> <div></div>	LD	VI	HI	S&LD	ID	Oth
	0	0	1	1	1	2

<div>Management</div> <div></div>	Government			Government-aided		
	Number		%	Number		%
	1003		96.91	32		3.09

Average Performance of Students in Mathematics (%)

Overall	Gender		Area		Management		Social Group			
	Male	Female	Rural	Urban	Govt.	Aided	SC	ST	OBC	GEN
45.24	42.66	47.17	34.73	46.43	45.14	48.33	41.88	73.33	47.27	45.65

Performance on Learning Outcomes (LOs)

Learning Outcomes	Description	Average Performance(%)
M301	Reads and writes numbers up to 999 using place value	40.66
M302	Compares numbers up to 999 based on their place values	54.88
M303	Solves simple daily life problems using addition and subtraction of three digit numbers with and without regrouping	36.65
M304	Constructs and uses the multiplication facts (up till 10) in daily life situations	45.56
M305	Analyses and applies an appropriate number operation in the situation/ context	39.03
M306	Explains the meaning of division facts by equal grouping/sharing and finds it by repeated subtraction	39.23
M309	Identifies and makes 2D-shapes by paper folding, paper cutting on the dot grid, using straight lines etc.	62.40
M311	Fills a given region leaving no gaps using a tile of a given shape	32.64
M312	Estimates and measures length and distance using standard units like centimeters or meters & identifies relationships	25.94
M317	Reads the time correctly to the hour using a clock/watch	61.93
M318	Extends patterns in simple shapes and numbers	39.22
M319	Records data using tally marks, represents pictorially and draws conclusions	59.03

Range of Performance of Students who Answered Correctly							
Below 30%		30% - 50%		50% - 75%		Above 75%	
Number	%	Number	%	Number	%	Number	%
302	29.18	319	30.82	294	28.41	120	11.59

Lowest Performing Learning Outcomes (LOs)

- 1 - Estimates and measures length and distance using standard units like centimeters or meters & identifies relationships (25.94)
- 2 - Fills a given region leaving no gaps using a tile of a given shape (32.64)
- 3 - Solves simple daily life problems using addition and subtraction of three digit numbers with and without regrouping (36.65)
- 4 - Analyses and applies an appropriate number operation in the situation/ context (39.03)
- 5 - Extends patterns in simple shapes and numbers (39.22)